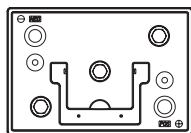
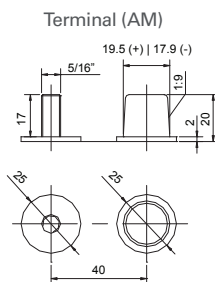
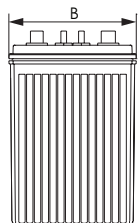
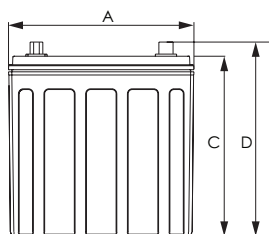




## Marine/RV Dry Cell Battery Block

Discover<sup>®</sup> Marine/RV Series provide superior high integrity and reliability for marine and leisure applications. The maintenance-free, thick plate construction, designed for tough applications and repeated deep discharging makes this series the definitive choice.

### MECHANICAL DRAWINGS



### MECHANICAL SPECIFICATIONS

Industry Reference	GC6	
Length (A)	10.2 in	260 mm
Width (B)	7.1 in	180 mm
Height (C)	10.0 in	254 mm
Total Height (D)	10.8 in	274 mm
Weight	68 lbs	31 kgs
Terminal (Opt'l)*	AM	
Cell(s)	3	
Electrolyte	1.2875 S.G.	AGM

### ELECTRICAL SPECIFICATIONS

Amp Hours (AH)	Minutes of Discharge	
	@25A	@75A
20 HR	490	115

### ELECTRICAL SPECIFICATIONS

Voltage	6V
80% DOD Voltage Cutoff	5.7V
Internal Resistance	1.80 mΩ
Short Circuit (20°C   68°F)	3000 A
Self Discharge	Less than 3% per month (20°C 68°F)
Cranking Amps**	1150 @ 27°C (80°F)
	900 @ 0°C (32°F)
	750 @ -18°C (0°F)
Charge Temperature	Min: -10°C (14°F)   Max: 50°C (122°F)
Discharge Temperature***	Min: -40°C (-40°F)   Max: 50°C (122°F)
Storage	Min: -20°C (-4°F)   Max: 60°C (140°F)

NOTE: There is a tolerance of +/-2%.

\*TERMINAL TORQUE: Please refer to our document, located in the Resources webpage ([www.discoverbattery.com/resources](http://www.discoverbattery.com/resources)).

\*\*CRANKING AMPS: Cranking Amps data is provided as a reference only. Specific application sizing and life factors must be considered when using deep cycle product in a starting application.

\*\*\*CAUTION: Extra considerations must be given to depths of discharge, operating voltages and currents when designing systems for use at maximum temperatures.

Maximum Current	Peak (5 seconds)	Peak (10 seconds)	Continuous	Recommended Continuous
Charge	1C10Hr	0.75C10Hr	0.5C10Hr	0.3C10Hr
Discharge	2C10Hr	1.5C10Hr	1C10Hr	0.5C10Hr

### BENEFITS & FEATURES

Advanced battery designs that exceed Original Equipment Manufacturer requirements.

Enhanced alloy Traction heavy duty grids gives consistent active material adhesion and corrosion resistance for longer runtime and extended service life.

Higher density active material paste to deliver longer runtimes at high discharge currents.

Lower specific gravity for reduced heat and cycle life performances.

High impact reinforced copolymer and polypropylene cases with flat top designs.

Sealed Non-Spillable Maintenance-free technology.

99.9% gas recombination reduces off gassing and water loss.

Multiple battery terminal options and carrying handles available.

Excellent for use in environmentally sensitive areas.

UL94 recognized flame arresting low pressure safety vents (UL94 V0 rating available).

Classified as a non-spillable battery and is not restricted for transportation by:

- Air (IATA/ICAO provision 67)
- Ground (STB, DOT-CFR-HMR49)
- Water (IMDG amendment 27)

### CERTIFIED QUALITY

Discover<sup>®</sup> and its facilities and products are tested and certified to multiple standards:

- ISO, UL, CE, and QS standards
- ETTS Germany
- Euro Bat classification for Environmental Stewardship Standards

Designed in accordance with and published in compliance with applicable BCI, IEC and BS EN standards, including:

- IEC60896-21/22
- BS EN 60254-1:2005
- AS/NZS 4029.2:2000



**NOTE:**

IUI with Pulse Termination algorithm uses a pulse termination criterion. As a safety precaution during the Finish phase, if the average cell voltage, or volts per cell (vpc), exceeds U2 and the charger output has been on for more than 30 seconds, the output is shut off until the vpc falls to U3. The finish phase then resumes and this "pulsing" continues until the target overcharge (108% - 112%) is reached.

**NOTE 2:**

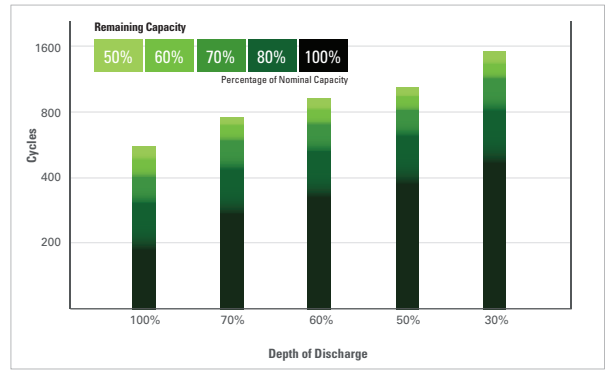
Please note the voltage settings displayed in the IUI with Pulse Termination Charge Profile graph, corresponds to the set points at 25°C (77°F). For temperatures below 25°C, adjust +0.005VPC/°C (or 0.003VPC per °F). For temperatures above 25°C, adjust -0.005VPC/°C (or 0.003VPC per °F).

$$\Delta V = (T - 25^\circ C) \times \left( \frac{-0.005VPC}{^\circ C} \right)$$

**TEMPERATURE EFFECTS ON CAPACITY**



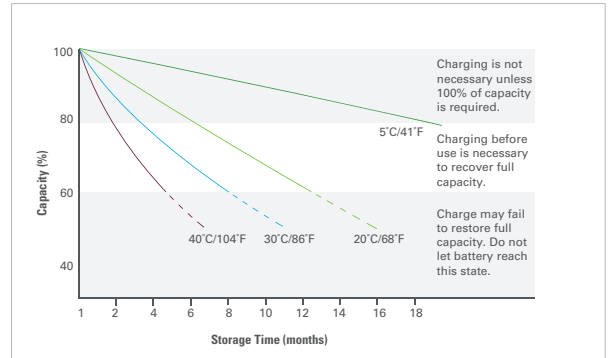
**CYCLE LIFE IN RELATION TO DEPTH OF DISCHARGE (25°C)**



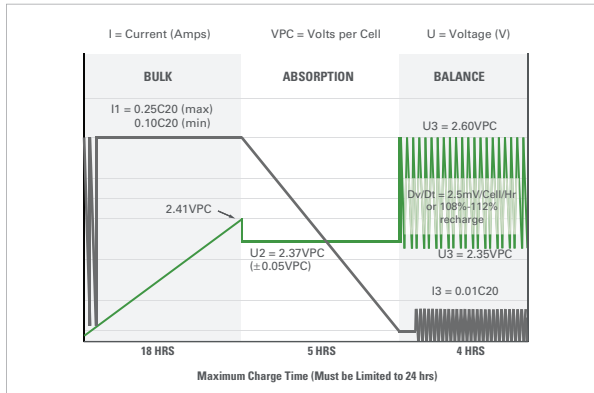
**OPEN CIRCUIT VOLTAGE IN RELATION TO THE STATE OF CHARGE (20°C)**



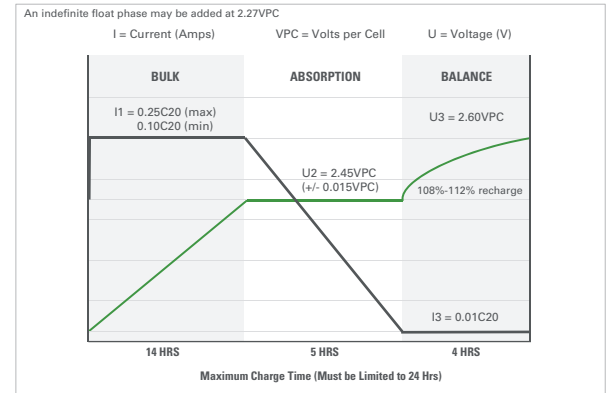
**SELF-DISCHARGE CHARACTERISTICS**



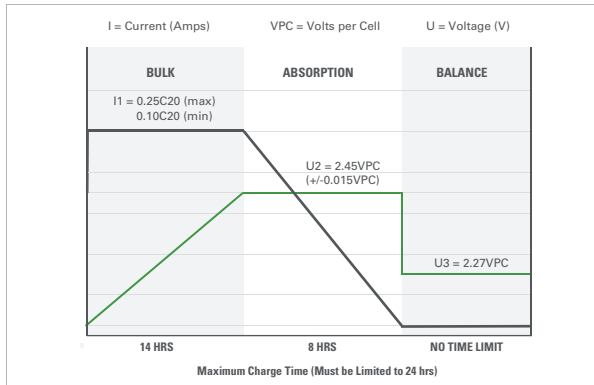
**IUI WITH PULSE TERMINATION CHARGE PROFILE**



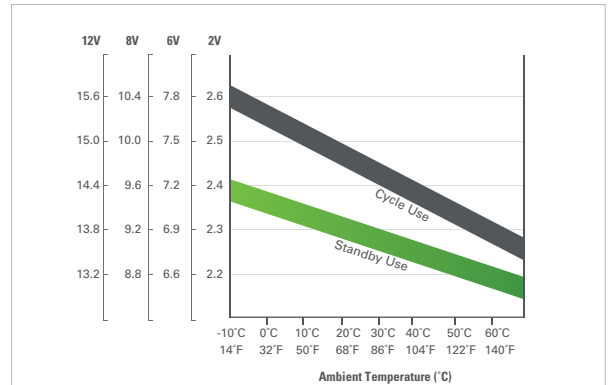
**IUI CHARGE PROFILE**



**IUO CHARGE PROFILE**



**RELATION BETWEEN CHARGING, VOLTAGE AND TEMPERATURE**



Discover® attempts to ensure the correctness of the product description and data contained herein. We reserve the right to change designs, specifications and pricing at any time without notice or obligation. It is the responsibility of the reader of this information to verify any and all information presented herein.