



Enerdrive
DRIVING YOUR ENERGY NEEDS

POWER SYSTEM SERIES

ARCHIE

Following the great success of the Enerdrive Power System Series initial releases, comes another practical solution from Enerdrive's in-house design team. Archie is an all-in-one power system designed to be either permanently installed or portable, giving flexibility across multiple vehicles or applications. Why "Archie"? Well, that is because the designer worked on ensuring Archie fits in the space behind most modern ute's wheel arches and the tail gate, providing quick installation and easy access. With built in Enerdrive components including an eLITE 12V 100AH lithium battery, ePOWER DC2DC 40+ charger, ePOWER 600 Watt pure sine wave inverter along with 50A Anderson outlets, 12V DC outlets and USB outlets - this compact power system can supply all your camping, work site or even picnic power needs. With DC Outlets and Anderson Plugs on both the front and back it provides versatility for connecting accessories such as fridges, water pumps and compressors. Vehicle charge and solar charge Anderson plugs mounted on the front ensures installation is a breeze, especially with the optional vehicle wiring kit. Add an additional Enerdrive 240W folding solar panel (SPF-EN240W) and you have a great stand alone power system.

What's included?

You will find the following products in Archie:

- ▶ DC2DC 40+ Charger
- ▶ ePOWER 12V 600W Inverter
- ▶ ePRO Plus Battery Monitor
- ▶ eLITE 12V 100Ah Lithium Battery



DC2DC 40+ Charger



12V-600W Inverter



ePRO Plus Battery Monitor



12V-100Ah eLITE Lithium Battery



View Archie in 3D



View Archie in Augmented 3D (Android only)



View Archie in Augmented 3D (Apple only)

ARCHIE

Items Included in Archie:

ePOWER DC2DC 40+ Charger (Vehicles/Solar)	*
ePOWER 12V 600W Inverter	*
ePRO Plus Battery Monitor	*
ePRO Plus Bluetooth Dongle	Optional
B-TEC 125Ah Lithium Battery	Optional
6 x Circuit Breakers for Andersons, Inverter & DC2DC Outlets	*
2 x 50 Amp Anderson (1 Front, 1 Rear)	*
2 x Twin USB 2.4A Hi Amp Sockets	*
3 x 12V DC Power Outlets, 2 on the front, 1 on the rear	*
Battery Reset Button	*
2 x Mounting Brackets	*
Dimensions	470L x 265W x 415H (without bracket)
	490L x 265W x 415H (with bracket)
Weight	25.0kg (with 100Ah eLITE)
	28.0kg (with 125Ah B-TEC)

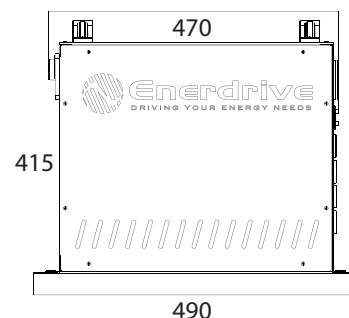
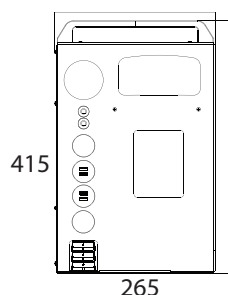
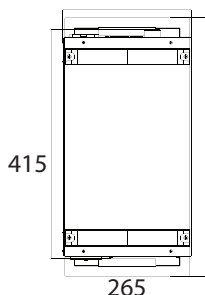
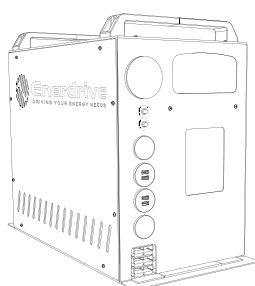
(*) Indicates Standard Fitment



Weight:
25.0kg (with 100Ah eLITE)
28.0kg (with 125Ah B-TEC)

Archie Package Options:

Battery Options	12V 100Ah eLITE	<input type="checkbox"/>
	OR	
	12V 125Ah B-TEC	<input type="checkbox"/>
	ePRO Bluetooth Dongle	<input type="checkbox"/>
	Vehicle charge cable 5.5m with 70Amp Midi Fuse & Lugs fitted	<input type="checkbox"/>



11 Millennium Place, Tingalpa QLD 4173
Ph: 1300 851 535 | www.enerdrive.com.au

